


## Product Datasheet for Technobox P/N 9983 and P/N 10931

### Triple Fan Assembly for Carrier boards



**Technobox<sup>®</sup>, inc.**

[www.technobox.com](http://www.technobox.com)

## ***Introduction***

Technobox P/N 9983 fan assembly provides additional forced air cooling of XMC and PMC cards when mounted on newer Technobox carrier cards.

P/N 9983 is an improved fan assembly replacement for the P/N 4936, but is not compatible.

The special system of mounting brackets allows use with either 1 or 2 carrier cards.

Older Technobox carrier cards will still use P/N 4936, but cannot use P/N 9983.

For customers needing a down flow version please consider P/N 10931.

## ***Specifications***


<b>Temperature (Operating):</b>	-10 to +70 degrees C
<b>Temperature (Storage):</b>	-40 to +70 degrees C
<b>Altitude:</b>	Not Specified or Characterized. Typical similar equip. 15,000 ft.
<b>Humidity(Operating/Storage):</b>	5% to 90% non-condensing
<b>Vibration:</b>	Not specified or Characterized
<b>Shock:</b>	Not specified or Characterized
<b>MTBF:</b>	Available on request
<b>Weight:</b>	128 grams
<b>Voltages Required:</b>	+12V, 0.192 Amps
<b>Fan Speed:</b>	6000 RPM
<b>Air Flow 3 fans:</b>	16.2 CFM @ 0 inch H2O
<b>Static Pressure:</b>	0.09 to 0.29 inch H2O @ 0 CFM

### **Operation**

The fan assembly works by creating air flow over the mounted PMC or XMC the air flow is then exhausted out of the top as shown by the blue arrows.


A second carrier, 0.8 inches apart is accommodated if needed, but not shown below for clarity.

If because of the way the carriers are mounted reverse air flow is better order Technobox P/N 10931 see next image.



**Figure 1 Air flow direction with the forward flow fan assembly P/N 9983**

If because of the way the carriers are mounted reverse air flow is better, then request it and Technobox will make a new part number to order.



**Figure 2 Air flow direction with the reversed flow fan assembly P/N 10931**

### Mechanical Mounting

Carrier cards compatible with P/N 9983 will have

- 1) A wide opening to accommodate the triple fan assembly
- 2) A 6 pin connector providing 2 wires per fan, shown as red
- 3) Two mounting holes, shown as yellow

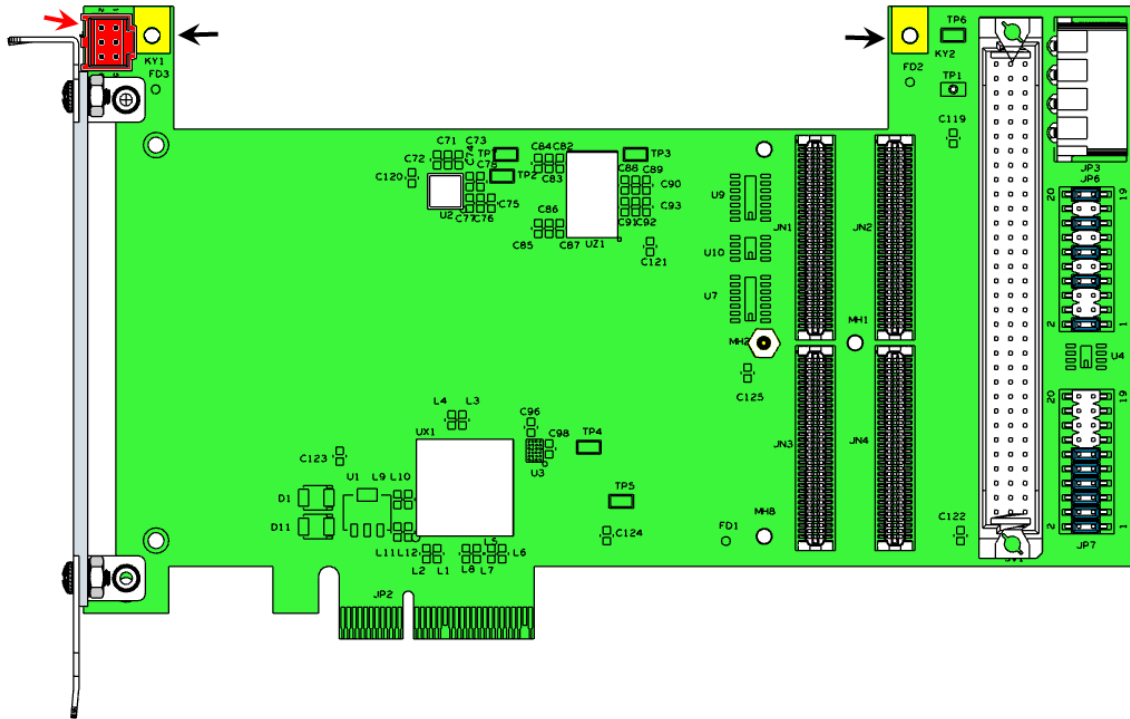


Figure 3 P/N 9940 PCI Express to PMC carrier shown

### Mech. Dimensions

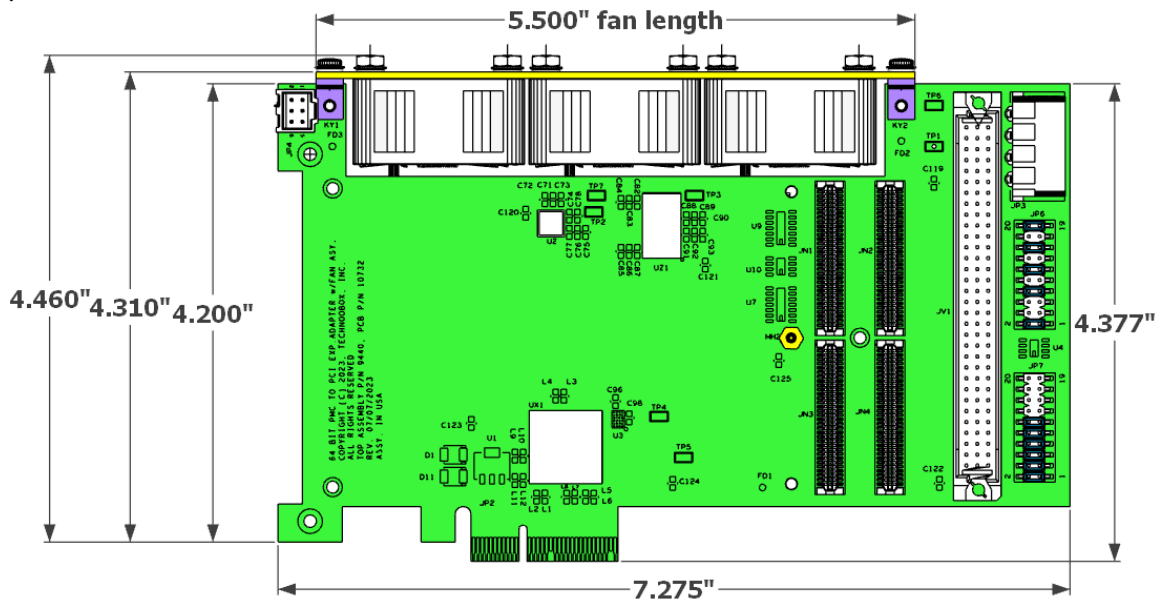


Figure 4 Maximum Envelope

The maximum envelope shown is for a Technobox P/N 9940 carrier card with a P/N 9983 fan assembly mounted. The 4.460 inch dimension takes into account fastener height.