

VPX Carrier/Adapter

VPX Paddle Card

The Technobox VPX paddle card provides a convenient, easy to use tool to break out rear I/O on a VPX backplane into more user friendly 0.1" headers. Five 18-pin headers, each representing a Fat-Pipe, can be used for test access, inter-connections within planes, and external connections.

The VPX paddle card is conceptually similar to the "P2" paddle cards found in VME bus applications. It is not a standard VITA 46.10 Rear Transition Module (RTM), and therefore allows any positioning of the paddle card on the VPX backplane at every odd wafer position to bring out the specific signals of interest. Multiple VPX paddle cards can be placed next to each other to extract signals from the VPX backplane.

The Paddle Card consists of a 16-wafer VPX "RP1" connector from which the wafers are wired to four 18-pin 0.1" dual row headers. An additional 18-pin header collects the single ended signal from the odd wafers.


The differential pairs are routed differentially to the headers such that a

twist-and-flat ribbon cable can be used to convey the signals to external equipment. 16 of the 18 pins are used for the differential pairs, while the remaining two are used for common mode signal ground.

The single ended signals have a Ground per signal resulting in an alternating Single-Ground presentation on a ribbon cable.

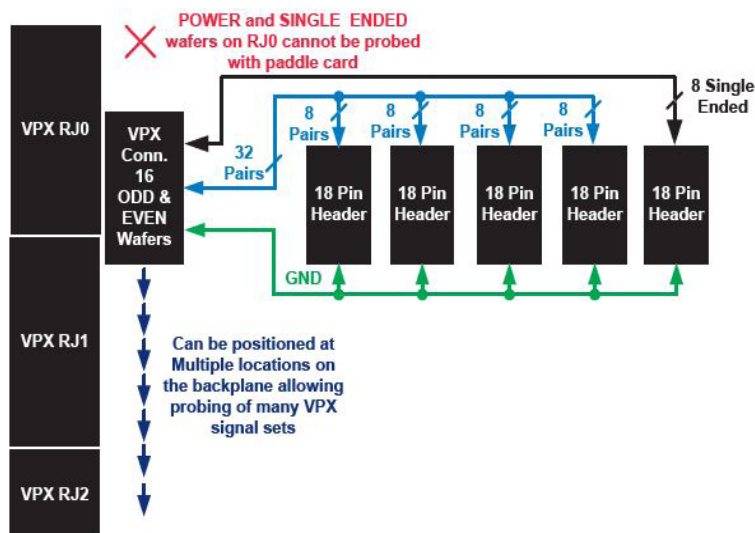
For customer convenience, the VPX paddle card is supplied with five 18-pin IDC headers, along with the strain reliefs. Customers can provide their own readily-available ribbon cable materials, needing only a bench press to affix the ribbon cables to the IDC headers.

The VPX paddle card avoids sometimes clumsy and confusing individual "wafer cables," and provides improved cable management. It is priced very competitively with these other solutions. A modified version - P/N 8861 - is available to access the front side wafers.

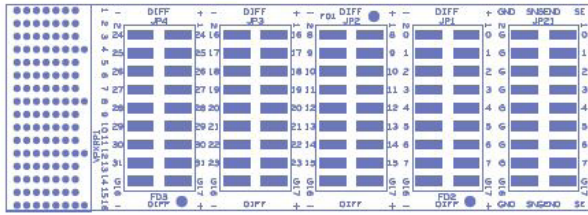


8600

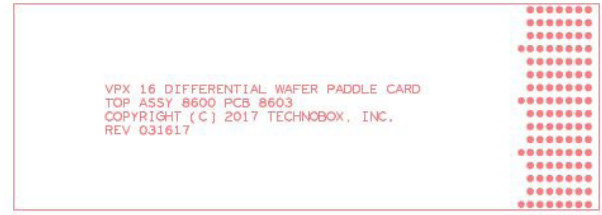
- **Four 0.1" headers for 8 differential pairs per header**
- **One 0.1" header for single ended signals**
- **Routed differential ($Z_o = 100$ ohms)**
- **Supplied with IDC ribbon cable connectors**
- **Can be positioned at every other wafer location**
- **Supports multiple adjacent paddle cards**
- **Replaces clumsy wafer cables**
- **Easier to use than alternatives**
- **For prototyping and deployment**



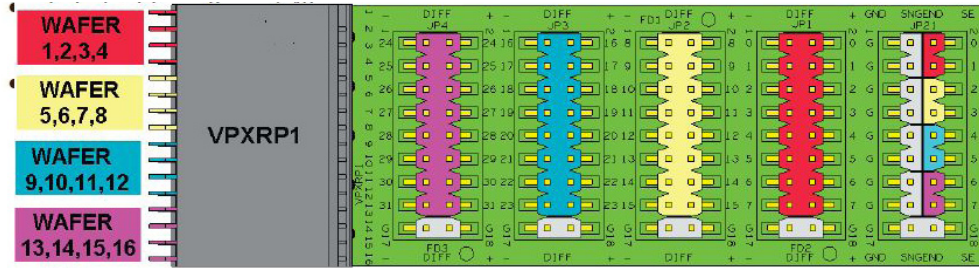
Technobox[®], inc.



COMPONENT PLACEMENT VIEW - SIDE #1



COMPONENT PLACEMENT VIEW - SIDE #2



Wafer breakouts for single-ended and differential signals

SPECIFICATIONS

- Temperature (Operating):** -40 to +85 degrees C
- Temperature (Storage):** -55 to +105 degrees C
- Altitude:** Not specified or characterized - similar equip. is at 15,000 ft.
- Humidity (Operating/Storage):** 5% to 90% non-condensing.
- Vibration:** Not specified or characterized
- Shock:** Not specified or characterized
- MTBF:** Available on request
- Weight:** 22.9 grams
- Voltages Required:** None
- Power:** This is a passive adapter
- Size:** 1.125 inch x 3.625 inch

ORDERING INFORMATION

- 8861:** VPX Paddle Card - Front Side Wafer Access
- 8600:** 16-wafer Paddle Card for VPX RTM Applications
- 9448:** Optional mounting bracket

