

Miscellaneous Products

Transition Panels & Paddle Cards

Many Technobox PMC modules use a 68-pin SCSI Fast/Wide connector to bring out multiple ports. Technobox Transition Panels and Paddle Cards are intended to adapt the 68-pin connector to more traditional connectors used in applications.

The DB9 Transition Panels (P/Ns 4988 and 5100) and 6-pin Modular Jack (P/N 1866) Transition Panels are used with the 8-Port Async Communications (P/N 5284) and 16-Port Async Communications (P/N 5436), respectively.

The Wire Terminals Transition Panel (P/N 1868) provides 3.5 mm pitch screw-terminal blocks into which discrete wires are connected. This Transition Panel is designed for use with the Technobox Data Acquisition and Digital I/O products.

Note that since the Transition Panels all use a common 68-pin cabling scheme, often any Transition Panel can be used with any of the PMC modules to achieve user termination that may be better suited for the application.

Transition panels are designed to be bulkhead mounted.

Since they are dimensioned to fit in the space of two 6U high VMEbus slot, they may also be mounted in the card cage.


Two Transition Panels, placed end-to-end, will fit across a 19-inch rack, which provides yet another possible mounting scheme.

Options to mount the 68-pin connector on the front or rear of the transition module are provided (Please specify during ordering.)

Many Technobox PMCs have connections between the 64-pin PN4 user I/O connector at the rear of the PMC paralleled with the 68-pin connector out the PMC front pane. Paddle Cards, which re-adapt the P2A and C rows back to the 68-pin connector equivalent, are also available. Then, the standard Transition Panels may be used to connect to the Paddle Card via an appropriate 68-pin cable.

The 68-pin cable used in these applications is the same used for SCSI Fast/Wide connection, and can be obtained from a variety of sources. Alternatively, 0.025" pitch ribbon cable, with IDC connectors, can be used if more mechanical flexibility is needed in the interconnection.

Other transition panels and modules not shown here may be available. Please contact Technobox for more information.




5100


- Breaks Out a 68 pin SCSI Cable into 9 pin D-Sub Connectors
- Compatible w/ Technobox XMCASYNC Products & Other P/Ns w/ SCSI I/O Connectors
- Compatible w/ Technobox PMCs P/N 9136 & Other P/Ns w/ SCSI I/O Connectors
- The second SCSI Connector Allows Probing of Signals in a Running System
- Second SCSI Connector Allows Daisy Chain Connection of Breakout Boards
- Second SCSI Connector Allows Testing of Termination Schemes

Technobox[®], inc.


1866




1868




1870




1871




2699




3301




4400



4988



5100



5121



SPECIFICATIONS

Temperature (Operating): -40 to +85 degrees C

Temperature (Storage): -55 to +105 degrees C

MTBF: Available upon request

Weight: 21 - 28 grams typical

ORDERING INFORMATION

1866: Transition panel w/68-pin to sixteen 6-Pin RJ11 modular jacks. Used with 2238 and 5436 and other applications.

1868: Transition panel w/68-pin to 64-screw contacts for discrete wiring applications. Used w/ 2249 and other applications.

1870: Rear I/O paddle card for VMEbus P2. Used with 2043 for rear I/O SCSI access.

1871: Rear I/O paddle card for VMEbus P2. Used with 2229, 2316, 5284, 5288 and other Technobox PMCs.

2699: Rear I/O paddle card for VMEbus P2. Used with P/N 2044 for rear I/O SCSI access.

3301: Breakout assembly w/68-pin to sixteen RJ45 connectors. Used with 2316, 2238, 2876, 5288, 5436, and 5463

4400: SCSI Paddle Card for LVD rear I/O. Used with P/N 3145 and 4703 for rear I/O SCSI access.

4988: Transition Panel w/68-pin to eight DB9 connectors. 68-pin connector on opposite side to DB9 connectors. Used with 2229 and 5284 and other applications. RoHS-compliant.

5100: Transition Panel w/68-pin to eight DB9 connectors. RoHS-compliant.

5121: 6U Metal Panel w/ Mounting Hardware

